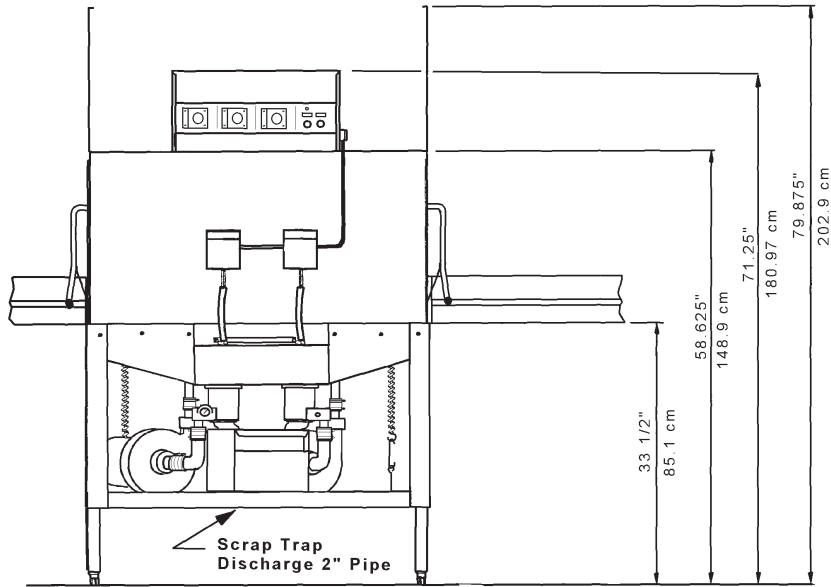
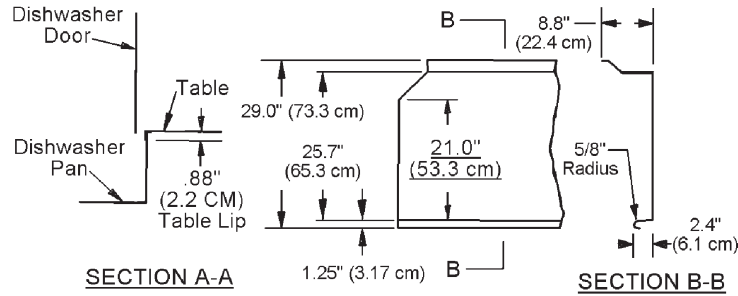


**TOP VIEW**

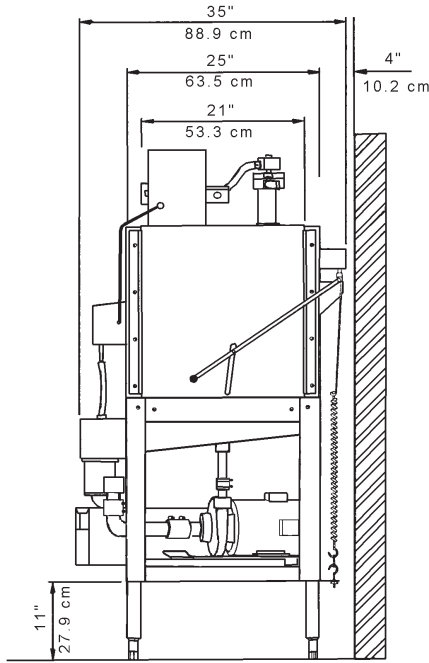


**FRONT VIEW**



**TOP VIEW**  
TYPICAL TABLE DETAILS

**CAUTION:**  
Electrical and plumbing connections should be made by a qualified Service Person who will comply with all available federal, state, and local Health, Electrical, Plumbing, and Safety codes.



**SIDE VIEW**



**Model 5AG-S**  
**Specifications**

	Models		
	5AGS	5S	5AHS
<b>RATED CAPACITY (Racks Per Hour)</b>	74	56	46
<b>WASH TIME (Sec.)</b>	45	60	75
<b>RINSE TIME (Sec.)</b>	30	45	60
<b>DWELL (Sec.)</b>	15	15	15
<b>TOTAL CYCLE TIME (Sec.)</b>	90	120	150
<b>WASH TANK CAPACITY (Min.)</b>	3.2 Gallons 12.1 Liters		
<b>WATER TEMPERATURE</b>	120 Deg. F Min. 49 Deg. C Min.		
<b>WATER CONSUMPTION</b>	3.2 Gallons Per Cycle 12.1 Liters Per Cycle		
<b>MOTOR (2)</b>	1.5 HP 1.125 KW		
<b>ELECTRICAL RATINGS</b>	115 Volts Single Phase 26 Amps		
Connect to two Supply Sources Using 12-10 AWG Copper Wire. Circuit Protection: 20 Amp Circuit Breaker or Fuse with a 20 Amp Rating.			
OR			
Connect to Single Supply Source Using 8-6 AWG Copper Wire suitable for at least 75 Deg. C (187 Deg. F). Circuit Protection: 40 Amp Circuit Breaker or Fuse with a 40 Amp Rating.			
<b>RACK SIZE (2)</b>	19 3/4" x 19 3/4" 50.2 x 50.2 cm 20 1/2" x 21" 52.07 x 53 cm		
<b>DOOR CLEARANCE</b>	3/4" FPT 2" Pipe 79.875" 71.25" 49"		
<b>WATER INLET</b>	124.5 cm		
<b>DRAIN (Scrap Trap)</b>	34"		
<b>HEIGHT (Doors Open)</b>	86.4 cm		
<b>HEIGHT (Doors Closed)</b>	408 lbs.		
<b>WIDTH (Overall)</b>	185 kg		
<b>DEPTH (Overall)</b>	64.16 cu ft. 1.82 cu m		
<b>SHIPPING WEIGHT</b>			
<b>SHIPPING VOLUME (Uncrated)</b>			

\*Manufacturer reserves the right to modify these specifications in compliance with regulatory agencies and manufacturing expediency

# Model 5AG-S by




HIGH CAPACITY



**Model 5AG-S**  
GREATER  
DOOR CLEARANCE...  
WASHES TALLER WARES

*Double Duty Model designed to multiply your dishwashing capability. Features 20 1/2" door opening, air-gap fill, dual screening. Washes 74 racks per hour with two powerful 1 1/2 HP Pumps.*

***Wash Sheet Pans Horizontally with the optional Pan Rack***



At American Dish Service, Quality People, Designs, and Products have been the foundations of our organization for over **45 years**.

[www.americandish.com](http://www.americandish.com)



**American Dish Service**

Manufacturers of Ware Washing Equipment

900 Blake Street Edwardsville, KS 66111-3820

Toll Free  
(800) 922-2178

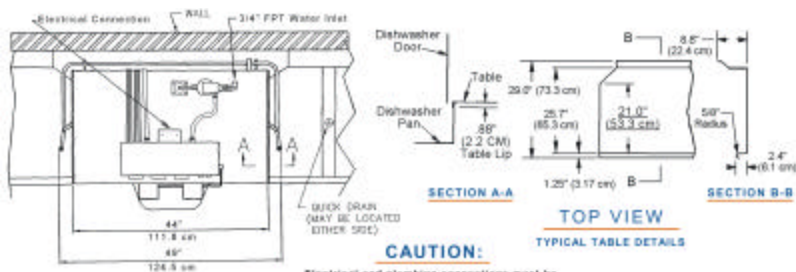
Phone  
(913) 422-3700

Fax  
(913) 422-6630

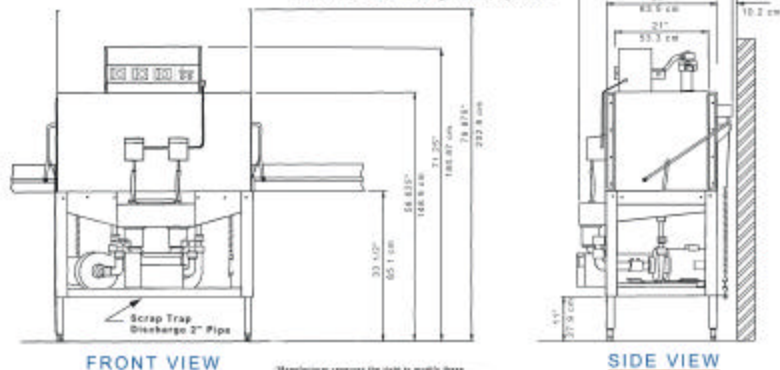
# Model 5AG-S

## TAKES CARE OF BIG JOBS IN NO TIME FLAT

- Cleans 74 racks per hour
- Water consumption is 1.6 gallons per rack
- Great Door Clearance at 20 1/2"
- Top Mount Controls with Auto Start
- Stainless Steel air gap
- Quick release spray arms
- Two Quick service 1 1/2 HP pumps
- Door safety switch - external prime switches
- Delime Switch located in the control panel



**CAUTION:**  
Electrical and plumbing connections must be made by a qualified Service Person who will assure that the installation is in compliance with all available Federal, State, and Local Health, Electrical, Plumbing, and Safety Codes.



\*Manufacturer reserves the right to modify these specifications in compliance with regulatory agencies and manufacturing expediency.

### Model 5AG-S

#### FAMILY MODELS

	5AGS	5S	5AHS
<b>RATED CAPACITY (racks/hour)</b>	74	56	46
<b>WASH TIME (in seconds)</b>	45	60	75
<b>RINSE TIME (in seconds)</b>	30	45	60
<b>DWELL (in seconds)</b>	15	15	15
<b>TOTAL CYCLE TIME (in seconds)</b>	90	120	150

**WATER TEMPERATURE** 120 Deg. F/49 Deg. C **MINIMUM**  
**WATER CONSUMPTION (NSF)** 3.2 GALS. PER CYCLE (12.1 Liters)  
**MOTOR (2)** 1.5 H.P. 1.125 KW  
**ELECTRICAL RATING (NEC)** 115 VOLTS  
 Single Phase

Connect to two Supply Sources Using 8-6 AWG Copper Wire. Circuit Protection: 20 AMP Circuit Breaker or Fuse with a 20 Amp Rating

OR  
 Connect to Supply Sources Using 8-6 AWG Copper Wire suitable for at least 75 Deg. F.)  
 Circuit Protection: 40 AMP Circuit Breaker or Fuse with a 40 AQPMP Rating

**RACK SIZE (2)** 19.75" Square (50.2cm Square)  
**DOOR CLEARANCE** 20 1/2" x 21" (52cm x 53cm)  
**WATER INLET** 3/4" FPT  
**DRAIN SIZE (Scrap Trap)** 2" Pipe  
**HEIGHT (Doors Open)** 79.875" (202.9cm)  
**HEIGHT (Doors Closed)** 71.25" (180.9cm)  
**WIDTH (Overall)** 49" (124.5cm)  
**WIDTH (Table to Table)** 44" (111.8cm)  
**DEPTH (Overall)** 34" (86.4cm)  
**SHIPPING WEIGHT** 408 lbs. (185 kg)  
**SHIPPING VOLUME (Uncrated)** 64.16 cu ft. (1.82 cu m)

Effective: 4/05

© 4/05

ADS has built a strong history based on Customer Service, Quality and Reliability. A Commitment to Excellence is the driving force behind American Dish Service.